

Küba

Version overview

Product lines	DE.D	SG.C	SG.I	SF	DZ
Cooling media					
HFC	✓	✓	✓	✓	✓
NH3 pump	-	✓	✓	✓	✓
NH ₃ DX	-	✓	✓	✓	✓
Brine/water					
CO ₂ pump	-	✓	✓	✓	✓
CO ₂ DX	✓	✓	✓	✓	✓
Motor versions					
V1.02: Alternating current 230 V-1Ph	•	•/✓	✓	-	✓
V1.03: 3-phase 400 V-3Ph 1 speed	-	✓	•	-	-
V1.04: Delta/star 400V-3Ph	-	✓	✓	•	•
V1...: Quiet design	✓	✓	✓	-	✓
V1.07: Fans with fan guards/without air ducts	•	✓	✓	•	•
V1.08: Protection class IP66	-	✓	✓	-	✓
V1.09: 60 Hz 400V-3Ph	-	✓	✓	-	✓
V1.11: Workroom design (internal motor)/quiet	-	-	-	-	✓
V1.13: Ex-design (ATEX) 400V-3Ph	-	-/✓	✓	-	-
V1.17/V1.21: Dahlander switching 60 Hz 400V-3Ph	-	-/✓	✓	-	-
V1.41: Special voltage and UI design	-	✓	✓	-	✓
V1.60: More powerful fans	-	-	✓	✓	-
Water/brine circulation					
V2.05: Connections for water and brine circulation Large number of circuits – small pressure drop	✓	✓	-	-	-
V2.06: Connections for water and brine circulation Small number of circuits – large pressure drop	✓	✓	-	-	-
V2.....: Tube circuitry and connections for water and brine	-	-	✓	✓	✓
V7.45: Tube circuitry for CO ₂	✓	✓	✓	✓	✓
Casing versions					
V3.09: Double insulated drip tray	✓	✓	✓	-	✓
V3.10: Hinged fans	•	✓	✓	✓	✓
V3.11: Hinge-down drip tray	•	✓	•	•	•
V3.12: Stainless steel casing	✓	✓	✓	✓	✓
Defrost versions					
V4.01: Hot gas coil in the drip tray, Cu	-	✓	✓	✓	✓
V4.02: Hot gas coil in the drip tray, stainless steel	-	✓	✓	✓	✓
V4.06: Electrically heated drip tray	✓	✓	✓	✓	✓
V6.05: Hot gas circuitry for coolers without check valve	-	✓	✓	✓	✓
V6.07: Hot gas connection in coils, hot gas coil in drip tray, with check valve	-	✓	✓	-	✓
V6.08: Hot gas connection in coils, hot gas coil in drip tray, no check valve	-	✓	✓	✓	✓
Corrosion prevention					
V3.12: Stainless steel casing	✓	✓	✓	✓	✓
V6.01: Tubes: Cu, Fins: „goldlack“ End plates: aluminium: protective coating	✓	✓	✓	✓	✓
V6.02: Tubes: ED, Fins: „goldlack“, End plates: ED, Casing: Al or galvanised or coated steel	✓	✓	✓	✓	✓
V6.03: Tubes: ED, Fins: Al, End plates: Al, Casing: Al, Standard powder-coated or galvanised steel	✓	✓	✓	✓	✓
V6.04: Tubes: Cu, Fins: „goldlack“, casing coated	✓	✓	✓	✓	✓

✓ = available
- = not available
• = standard

-/✓ = partially available
•/✓ = available as standard or as alternative version

SPB ..F-..

7,0 mm

Type	Q ₀ = kW	Q ₀ = kW	S	VI	Dimensions (mm)		
	tL1 ±0°C	tL1 -18°C			H	B	T
	DT1 = 8K	DT1 = 7K	m ²	m ³ /h	Height	Width	Depth
SPB 23-F21	0,9	0,6	2,8	980	351	760	400
SPB 23-F31	1,2	0,8	4,2	890	351	760	400
SPB 30-F21	1,5	1,1	4,3	1660	427	960	425
SPB 30-F31	2,0	1,4	6,4	1590	427	960	425
SPB 35-F21	2,4	1,6	6,6	3040	505	1130	607
SPB 35-F31	3,3	2,4	9,8	2940	505	1130	607
SPB 35-F41	4,0	2,9	12,9	2820	505	1130	607
SPB 45-F31	5,6	4,0	16,7	5010	657	1330	613
SPB 45-F41	5,8	5,1	22,1	4870	657	1330	613
SPB 45-F51	6,5	8,7	27,6	5650	662	1330	573
SPB 45-F71	7,9	10,3	38,4	5270	662	1330	573
SPB 23-F32	2,3	1,7	8,4	1780	351	1210	400
SPB 30-F22	3,0	2,1	8,6	3320	427	1550	425
SPB 30-F32	4,0	2,9	12,8	3180	427	1550	425
SPB 35-F22	4,9	3,3	13,2	6080	505	1830	607
SPB 35-F32	6,6	4,5	19,5	5880	505	1830	607
SPB 35-F42	8,0	5,8	25,8	5640	505	1830	607
SPB 45-F32	11,3	8,0	33,4	10020	657	2230	613
SPB 45-F42	13,6	10,3	44,3	9740	657	2230	613
SPB 45-F52	13,3	17,2	55,1	11300	662	2230	573
SPB 45-F72	15,9	20,7	76,8	10540	662	2230	573
SPB 23-F33	3,5	2,5	12,5	2670	351	1660	400
SPB 30-F23	4,5	3,0	13,0	4980	427	2140	425
SPB 30-F33	6,0	4,3	19,2	4770	427	2140	425
SPB 35-F23	7,2	5,3	19,8	9120	505	2530	607
SPB 35-F33	9,8	7,2	29,3	8820	505	2530	607
SPB 35-F43	11,9	8,8	38,7	8460	505	2530	607
SPB 45-F33	16,9	12,1	50,2	15030	657	3130	613
SPB 45-F43	20,6	14,9	66,4	14610	657	3130	613
SPB 45-F53	19,1	26,4	82,7	16950	662	3130	573
SPB 45-F73	24,2	30,4	115,2	15810	662	3130	573
SPB 23-F34	4,6	3,5	16,7	3560	351	2110	400
SPB 30-F24	6,0	4,2	17,3	6640	427	2730	425
SPB 30-F34	7,9	6,0	25,5	6360	427	2730	425
SPB 35-F24	9,7	6,9	26,4	12160	505	3230	607
SPB 35-F34	13,2	9,5	39,0	11760	505	3230	607
SPB 35-F44	16,0	11,6	51,7	11280	505	3230	607
SPB 45-F34	22,3	16,7	66,9	20040	657	4030	613
SPB 45-F44	27,2	20,6	88,6	19480	657	4030	613
SPB 45-F54	26,4	34,9	110,2	22600	662	4030	573
SPB 45-F74	31,9	41,5	153,6	21080	662	4030	573
SPB 35-F45	19,8	14,9	64,6	14100	505	3930	607


Bold = stock program

SPB ..G-..

7,0 mm

Type	S	VI	Dimensions (mm)		
			H	B	T
	m ²	m ³ /h	Height	Width	Depth
SPB 23-G21	2,8	980	351	760	400
SPB 23-G31	4,2	890	351	760	400
SPB 30-G21	4,3	1660	427	960	425
SPB 30-G31	6,4	1590	427	960	425
SPB 35-G21	6,6	3040	505	1130	607
SPB 35-G31	9,8	2940	505	1130	607
SPB 35-G41	12,9	2820	505	1130	607
SPB 45-G31	16,7	5010	657	1330	613
SPB 45-G41	22,1	4870	657	1330	613
SPB 45-G51	27,6	5650	662	1330	573
SPB 45-G71	38,4	5270	662	1330	573
SPB 23-G32	8,4	1780	351	1210	400
SPB 30-G22	8,6	3320	427	1550	425
SPB 30-G32	12,8	3180	427	1550	425
SPB 35-G22	13,2	6080	505	1830	607
SPB 35-G32	19,5	5880	505	1830	607
SPB 35-G42	25,8	5640	505	1830	607
SPB 45-G32	33,4	10020	657	2230	613
SPB 45-G42	44,3	9740	657	2230	613
SPB 45-G52	55,1	11300	662	2230	573
SPB 45-G72	76,8	10540	662	2230	573
SPB 23-G33	12,5	2670	351	1660	400
SPB 30-G23	13,0	4980	427	2140	425
SPB 30-G33	19,2	4770	427	2140	425
SPB 35-G23	19,8	9120	505	2530	607
SPB 35-G33	29,3	8820	505	2530	607
SPB 35-G43	38,7	8460	505	2530	607
SPB 45-G33	50,2	15030	657	3130	613
SPB 45-G43	66,4	14610	657	3130	613
SPB 45-G53	82,7	16950	662	3130	573
SPB 45-G73	115,2	15810	662	3130	573
SPB 23-G34	16,7	3560	351	2110	400
SPB 30-G24	17,3	6640	427	2730	425
SPB 30-G34	25,5	6360	427	2730	425
SPB 35-G24	26,4	12160	505	3230	607
SPB 35-G34	39,0	11760	505	3230	607
SPB 35-G44	51,7	11280	505	3230	607
SPB 45-G34	66,9	20040	657	4030	613
SPB 45-G44	88,6	19480	657	4030	613
SPB 45-G54	110,2	22600	662	4030	573
SPB 45-G74	153,6	21080	662	4030	573
SPB 35-G45	64,6	14100	505	3930	607

Bold = stock program



Type designation code

1 2 3 4 5 6 7

SG **A** **E** **35** **-** **F** **2** **3**

Refrigerant or secondary fluid (Box 5)


F HFC/CO₂ **G** Glycol **N** Pump operation, NH₃

- 1 Model range designation
- 2 Fin spacing
- 3 Electric defrost
- 4 Fan diameter
- 5 Refrigerant/secondary fluid
- 6 Number of rows deep
- 7 Number of fans

G (glycol): sur demande / op aanvraag

N (NH3): sur demande / op aanvraag


Capacity range (for SC2)

0.6 kW  45.5 kW

Number of fans

 up to 

Temperature range (t_{L1})



Fan diameter

230 mm, 300 mm, 350 mm, 450 mm

